

Econ 133 – Global Inequality and Growth

Models of the wealth distribution

Gabriel Zucman

zucman@berkeley.edu

Roadmap

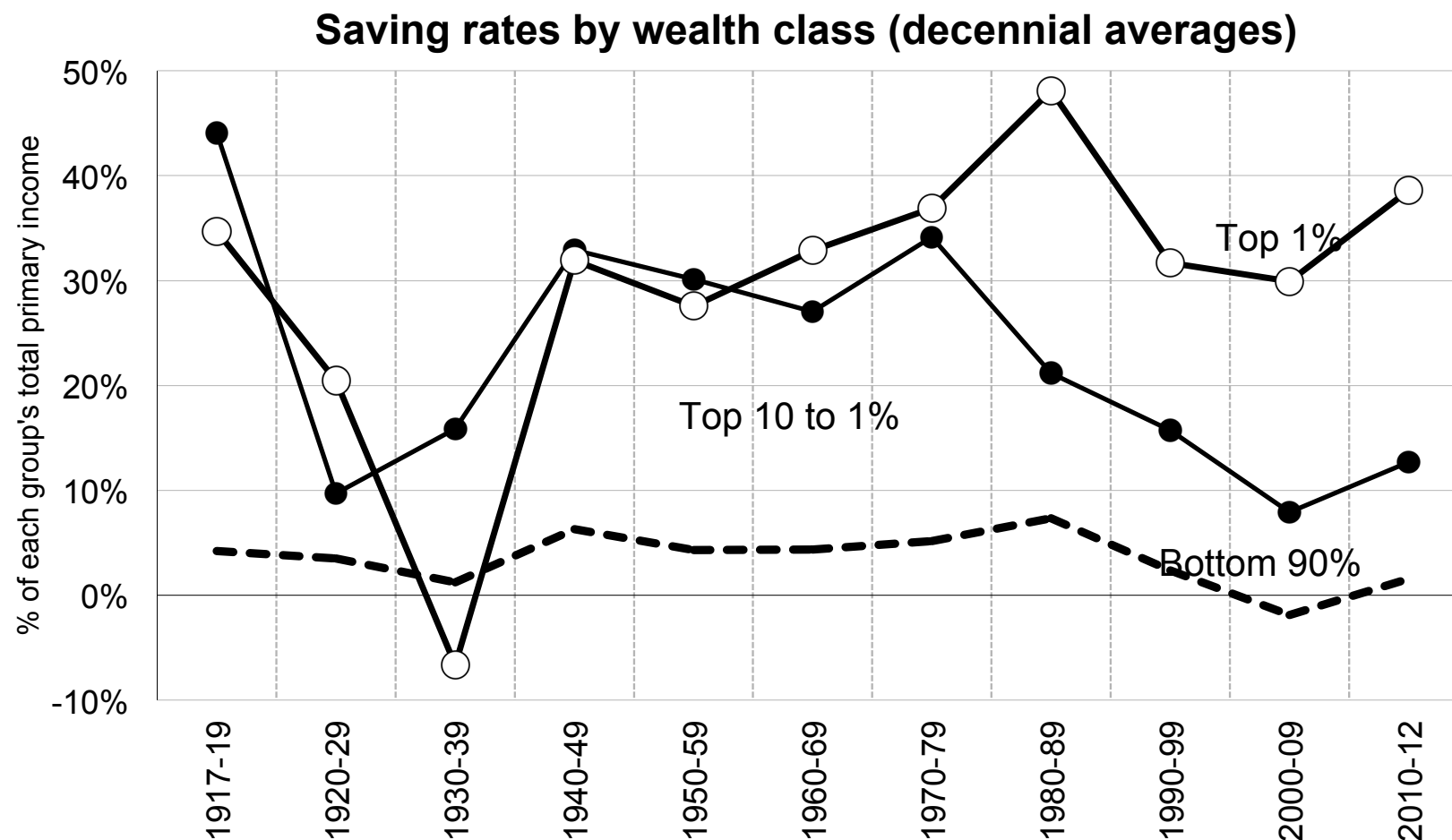
- The precautionary saving model
- The life-cycle model
- Dynamic random shock models

Key question for the study of wealth inequality: why is wealth much more concentrated than labor income?

- Precautionary saving models: wealth less unequally distributed than income
- Life-cycle saving models: wealth as unequally distributed as labor income
- To generate a higher concentration of wealth, one needs dynamic models with cumulative shocks over long horizons

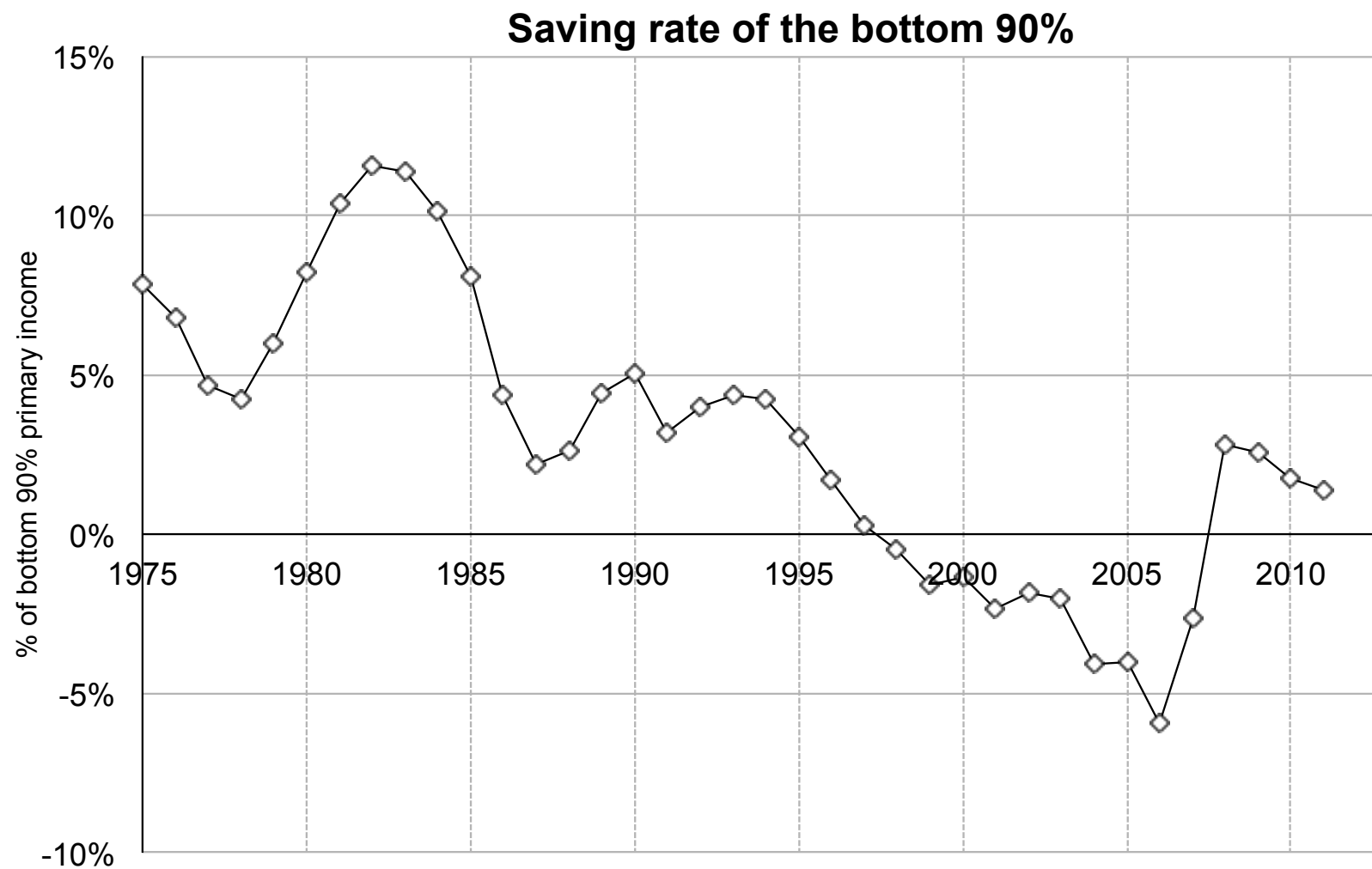
1 Precautionary saving model

- Income is uncertain → hold wealth as precaution for “rainy days”
- Main uncertainty: job loss → labor income risk
- As one gets richer, less need to insure against labor income risk → model predicts that saving rate falls with income
- Not consistent with the data



The rich save more as a fraction of their income, except in the 1930s when there was large dis-saving through corporations. NB: The average private saving rate has been 9.8% over 1913-2013.

Source: Saez and Zucman (2016)



Source: Saez and Zucman (2016)

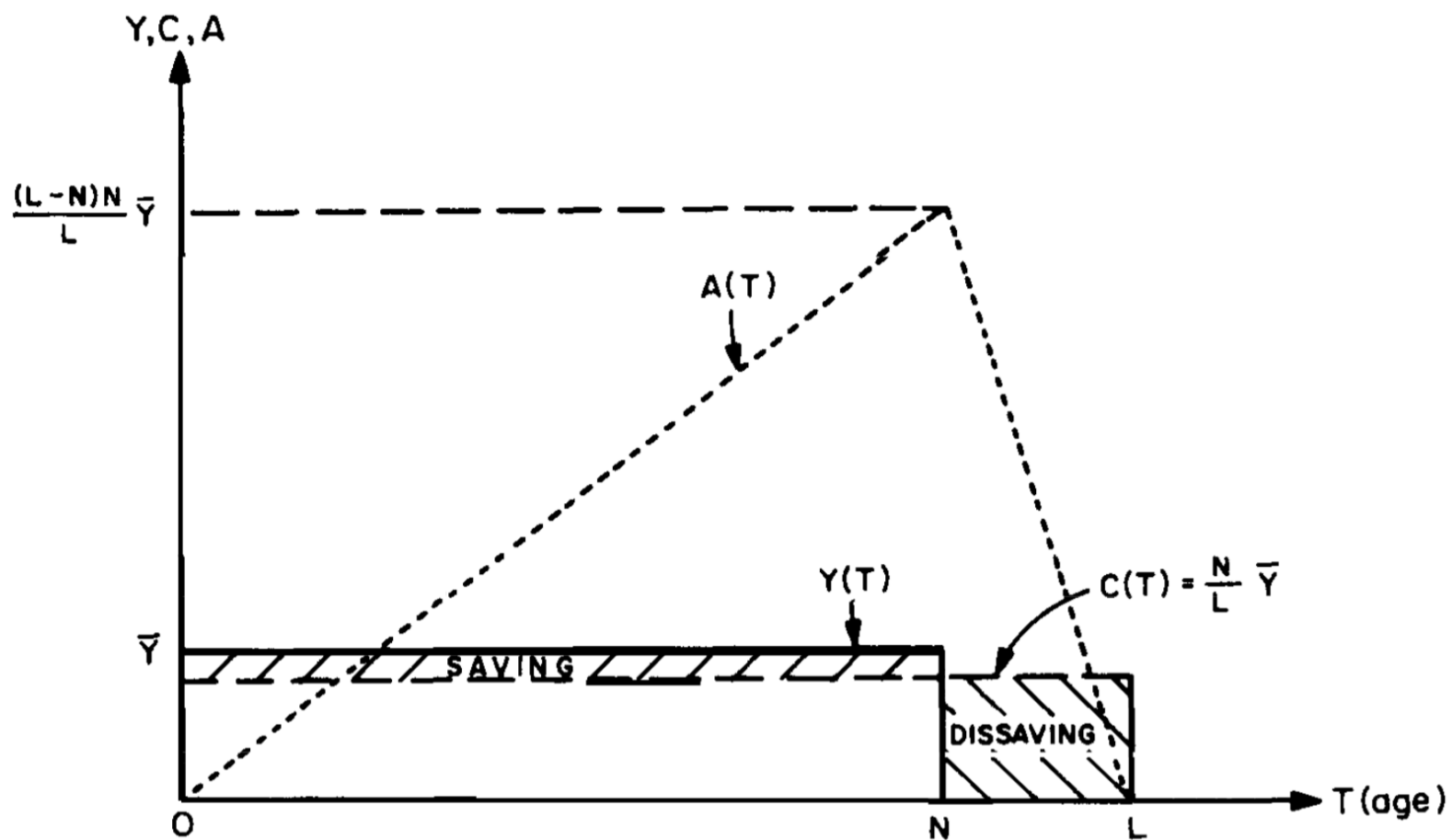
2 Life-cycle saving models

Main idea: people save to spread resources over the life-cycle

2.1 A simple life-cycle model

- Individuals die with 0 wealth, wealth accumulation entirely driven by need to save for retirement
- Assume that everybody starts working at age 0, works for N years, dies at age L , and that there is no growth ($n = g = r = 0$)

- Ex: $N = 60$, $L = 70 \rightarrow$ retirement length $L - N = 10$ years
- Labor income is constant at \bar{Y} during working age period, then 0 during retirement
- Everybody fully smoothes annual consumption so that C is always equal to average per capita output: $C = \bar{Y} \cdot N/L$
- When working people save $S = (1 - N/L) \cdot \bar{Y}$
- Then during retirement people dis-save $S = -N/L \cdot \bar{Y}$



INCOME, CONSUMPTION, SAVING AND WEALTH AS A FUNCTION OF AGE

Source: Modigliani (1985)

2.2 The Modigliani triangle formula

Aggregate wealth/income ratio = half of retirement length

$$\frac{W}{Y} = \frac{1}{2} \cdot (L - N)$$

Proof:

2.3 Predictions of simple life-cycle model

- If retirement length $L - N = 10$ years, then $W/Y = 500\% \rightarrow$ model can generate large and reasonable wealth/income ratios
- Aggregate wealth/income ratio is independent of income level and solely depends on demographics
- Model can be extended to $n > 0, g > 0, r > 0$

2.4 Limits of simple life-cycle model

- Social Security → reduces need to save for retirement
- What fraction of aggregate wealth comes from life-cycle savers?
Modigliani vs. Kotlikoff-Summers controversy (see lecture 17)
- Main limit: life-cycle model generates too little wealth inequality:
wealth inequality simply the mirror image of income inequality

3 Dynamic random shock models

3.1 Different types of shocks

- Shocks to rates of return
- Shocks to number of children
- Shocks to saving taste across generations

3.2 Sketch of a simple dynamic random shock model

Let's consider a model where random shock is a saving taste shock:

- Each period is a generation (30 years)
- Each individual i receives same labor income $y_{Lti} = y_{Lt}$ in period t and has same annual rate of return $r_{ti} = r_t$
- Each agent chooses c_{ti} (life-time consumption) and w_{t+1i} (bequest left to children) so as to maximize a utility function

$$U(c_{ti}, w_{ti}) = c_{ti}^{1-s_{ti}} w_{ti}^{s_{ti}}$$

- where s_{ti} : bequest taste parameter
- Budget constraint: $c_{ti} + w_{t+1i} \leq y_{Lt} + (1 + r_t) \cdot w_{ti}$
- Random shocks come from idiosyncratic variations in the saving taste parameter s_{ti}
- s_{ti} drawn from some random process with mean $s = E(s_{ti}) < 1$

Theorem: under a certain number of assumptions, wealth converges to a steady-state distribution that has the following properties:

- It follows a Pareto law at the top
- The Pareto exponent a depends on taste shocks s_{ti}
- The higher the variance of shocks, the lower a
- $a \rightarrow 1$ (and thus wealth inequality tends to infinity) if the variance of shocks goes to infinity, and $a \rightarrow \infty$ if the variance goes to zero

4 Summary

- There are different saving motives: precautionary, life-cycle, bequest
- Life-cycle and precautionary saving alone cannot explain the level of wealth concentration
- Wealth is very concentrated because of dynamic, random shocks

References

Modigliani, Franco, “Life Cycle, Individual Thrift and the Wealth of Nations”, Nobel lecture, 1985, (web)

Piketty, Thomas, and Gabriel Zucman, “Wealth and Inheritance in the Long-Run”, *Handbook of Income Distribution 2*, 2015 (web)

Saez, Emmanuel, and Gabriel Zucman, “Wealth Inequality in the United States since 1913: Evidence from Capitalized Income Tax Returns”, *Quarterly Journal of Economics*, 2016 (web)